

MONTHLY MEMBERSHIP PROGRESS REPORT

District 4 L3

Results as of: 6/30/2020

GMT:

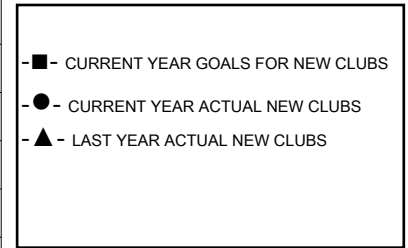
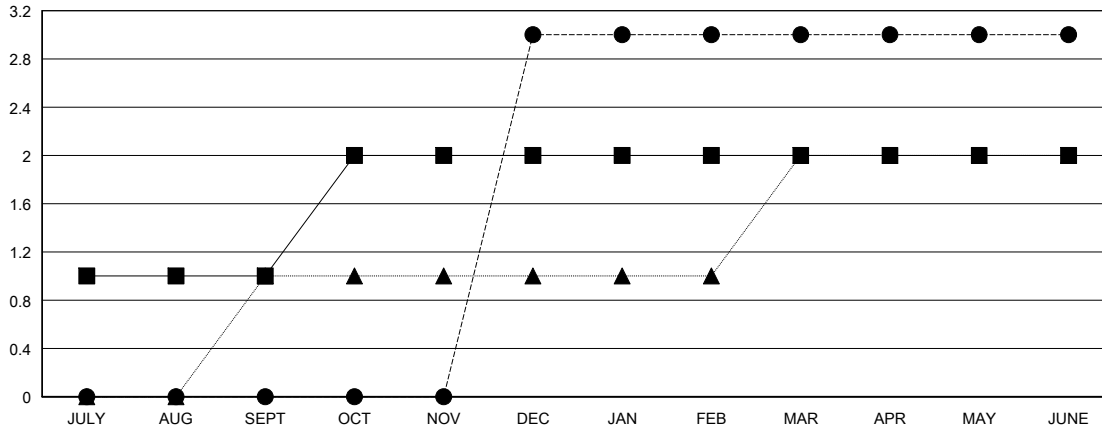
LOCATION CALIFORNIA

GMT CA

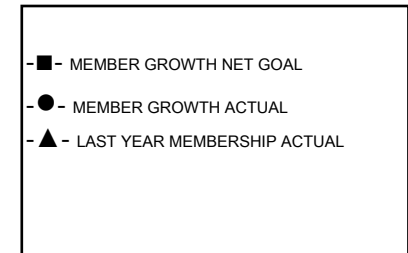
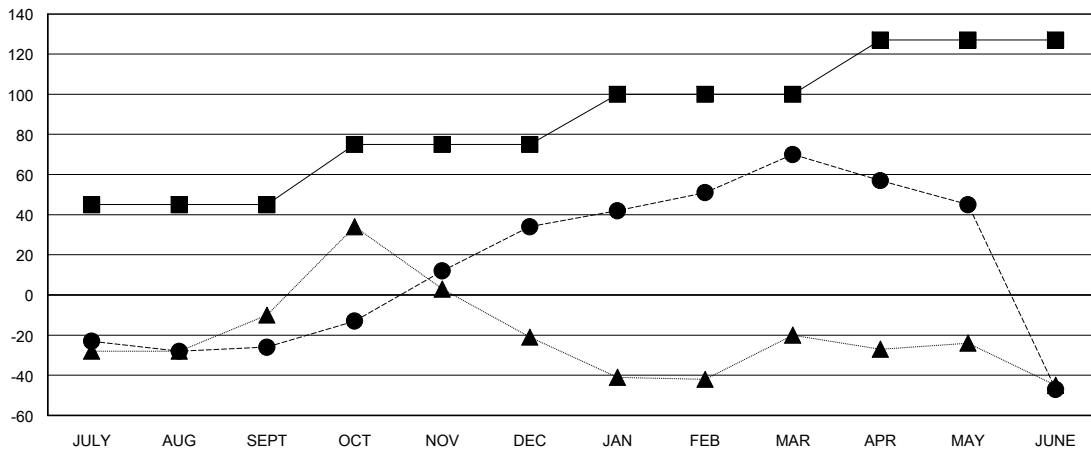
Clubs			
RESULTS FOR 2019-2020			
QUARTER	NEW CLUB GOAL	NEW CLUBS	DROPPED CLUBS
JULY/AUG/SEPT	1	0	0
OCT/NOV/DEC	1	3	1
JAN/FEB/MAR	0	0	0
APR/MAY/JUNE	0	0	0

Members			
RESULTS FOR 2019-2020			
QUARTER	MEMBER GROWTH NET GOAL	MEMBER GROWTH ACTUAL	DROPPED MEMBERS ACTUAL (including transfers)
JULY/AUG/SEPT	45	62	82
OCT/NOV/DEC	30	158	93
JAN/FEB/MAR	25	39	0
APR/MAY/JUNE	27	6	123

GOALS AND ACTUAL NEW CLUBS CUMULATIVE



GOALS AND ACTUAL MEMBERS CUMULATIVE



DROPPED CLUBS: 1	
DROPPED MEMBERS	
DECEASED	6
CLUB CANCELLED	29
OTHER	263
TOTAL	298

31 CLUBS OF 63 ADDED 1 OR MORE NEW MEMBERS

GENDER DISTRIBUTION	
MALE	668 (54.09%)
FEMALE	567 (45.91%)

[CLICK HERE FOR CUMULATIVE MEMBERSHIP DATA](#)

TOTAL FAMILY UNIT MEMBERS	304
FAMILY MEMBERS PAYING HALF DUES	164